

uCertify

Course Outline

The Art of Attack: Attacker Mindset for Security Professionals



05 Jul 2024

1. Course Objective
2. Pre-Assessment
3. Exercises, Quizzes, Flashcards & Glossary
Number of Questions
4. Expert Instructor-Led Training
5. ADA Compliant & JAWS Compatible Platform
6. State of the Art Educator Tools
7. Award Winning Learning Platform (LMS)
8. Chapter & Lessons

Syllabus

Chapter 1: Introduction

Chapter 2: What Is the Attacker Mindset?

Chapter 3: Offensive vs. Defensive Attacker Mindset

Chapter 4: The Attacker Mindset Framework

Chapter 5: The Laws

Chapter 6: Curiosity, Persistence, and Agility

Chapter 7: Information Processing: Observation and Thinking Techniques

Chapter 8: Information Processing in Practice

Chapter 9: Attack Strategy

Chapter 10: Psychology in Attacks

Chapter 11: Staying Protected—The Individual

Chapter 12: Staying Protected—The Business

Videos and How To

9. Practice Test

Here's what you get

Features

10. Live labs

Lab Tasks

Here's what you get

1. Course Objective

The Art of Attack: Attacker Mindset for Security Professionals course is designed to equip security professionals with the fundamentals of the attacker mindset, including reconnaissance, scanning, enumeration, and exploitation. The course covers a range of topics, including the attacker mindset, reconnaissance techniques, scanning and enumeration techniques, exploitation techniques, and more. With interactive lessons, hands-on labs, and real-world projects, learners will gain practical experience and confidence in identifying and mitigating cybersecurity threats.

2. Pre-Assessment

Pre-Assessment lets you identify the areas for improvement before you start your prep. It determines what students know about a topic before it is taught and identifies areas for improvement with question assessment before beginning the course.

3. Exercises

There is no limit to the number of times learners can attempt these. Exercises come with detailed remediation, which ensures that learners are confident on the topic before proceeding.

36
EXERCISES

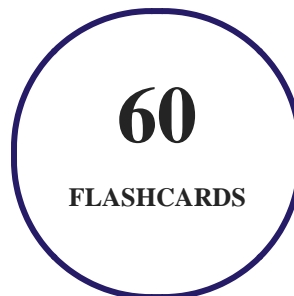
4. Quiz

Quizzes test your knowledge on the topics of the exam when you go through the course material. There is no limit to the number of times you can attempt it.



5. flashcards

Flashcards are effective memory-aiding tools that help you learn complex topics easily. The flashcard will help you in memorizing definitions, terminologies, key concepts, and more. There is no limit to the number of times learners can attempt these. Flashcards help master the key concepts.



6. Glossary of terms

uCertify provides detailed explanations of concepts relevant to the course through Glossary. It contains a list of frequently used terminologies along with its detailed explanation. Glossary defines the key terms.



7. Expert Instructor-Led Training

uCertify uses the content from the finest publishers and only the IT industry's finest instructors. They have a minimum of 15 years real-world experience and are subject matter experts in their fields. Unlike a live class, you can study at your own pace. This creates a personal learning experience and gives you all the benefit of hands-on training with the flexibility of doing it around your schedule 24/7.

8. ADA Compliant & JAWS Compatible Platform

uCertify course and labs are ADA (Americans with Disability Act) compliant. It is now more accessible to students with features such as:

- Change the font, size, and color of the content of the course
- Text-to-speech, reads the text into spoken words
- Interactive videos, how-tos videos come with transcripts and voice-over
- Interactive transcripts, each word is clickable. Students can clip a specific part of the video by clicking on a word or a portion of the text.

JAWS (Job Access with Speech) is a computer screen reader program for Microsoft Windows that reads the screen either with a text-to-speech output or by a Refreshable Braille display. Student can easily navigate uCertify course using JAWS shortcut keys.

9. State of the Art Educator Tools

uCertify knows the importance of instructors and provide tools to help them do their job effectively. Instructors are able to clone and customize course. Do ability grouping. Create sections. Design grade scale and grade formula. Create and schedule assessments. Educators can also move a student from self-paced to mentor-guided to instructor-led mode in three clicks.

10. Award Winning Learning Platform (LMS)

uCertify has developed an award winning, highly interactive yet simple to use platform. The SIIA CODiE Awards is the only peer-reviewed program to showcase business and education technology's finest products and services. Since 1986, thousands of products, services and solutions have been

recognized for achieving excellence. uCertify has won CODiE awards consecutively for last 7 years:

- **2014**

1. Best Postsecondary Learning Solution

- **2015**

1. Best Education Solution
2. Best Virtual Learning Solution
3. Best Student Assessment Solution
4. Best Postsecondary Learning Solution
5. Best Career and Workforce Readiness Solution
6. Best Instructional Solution in Other Curriculum Areas
7. Best Corporate Learning/Workforce Development Solution

- **2016**

1. Best Virtual Learning Solution
2. Best Education Cloud-based Solution
3. Best College and Career Readiness Solution
4. Best Corporate / Workforce Learning Solution
5. Best Postsecondary Learning Content Solution
6. Best Postsecondary LMS or Learning Platform
7. Best Learning Relationship Management Solution

- **2017**

1. Best Overall Education Solution
2. Best Student Assessment Solution
3. Best Corporate/Workforce Learning Solution
4. Best Higher Education LMS or Learning Platform

- **2018**

1. Best Higher Education LMS or Learning Platform

2. Best Instructional Solution in Other Curriculum Areas
3. Best Learning Relationship Management Solution

- **2019**

1. Best Virtual Learning Solution
2. Best Content Authoring Development or Curation Solution
3. Best Higher Education Learning Management Solution (LMS)

- **2020**

1. Best College and Career Readiness Solution
2. Best Cross-Curricular Solution
3. Best Virtual Learning Solution

11. Chapter & Lessons

uCertify brings these textbooks to life. It is full of interactive activities that keeps the learner engaged. uCertify brings all available learning resources for a topic in one place so that the learner can efficiently learn without going to multiple places. Challenge questions are also embedded in the chapters so learners can attempt those while they are learning about that particular topic. This helps them grasp the concepts better because they can go over it again right away which improves learning.

Learners can do Flashcards, Exercises, Quizzes and Labs related to each chapter. At the end of every lesson, uCertify courses guide the learners on the path they should follow.

Syllabus

Chapter 1: Introduction

- Who Is This Course For?
- What This Course Covers

Chapter 2: What Is the Attacker Mindset?

- Using the Mindset
- The Attacker and the Mindset
- AMs Is a Needed Set of Skills
- Summary

Chapter 3: Offensive vs. Defensive Attacker Mindset

- The Offensive Attacker Mindset
- Defensive Attacker Mindset
- Summary

Chapter 4: The Attacker Mindset Framework

- Development
- Ethics
- Social Engineering and Security
- Summary

Chapter 5: The Laws

- Law 1: Start with the End in Mind

- Law 2: Gather, Weaponize, and Leverage Information
- Law 3: Never Break Pretext
- Law 4: Every Move Made Benefits the Objective
- Summary

Chapter 6: Curiosity, Persistence, and Agility

- Curiosity
- The Exercise: Part 1
- The Exercise: Part 2
- Persistence
- Skills and Common Sense
- Summary

Chapter 7: Information Processing: Observation and Thinking Techniques

- Your Brain vs. Your Observation
- Observation vs. Heuristics
- Observation vs. Intuition
- Observing People

- Observation Exercise
- AMs and Observation
- Tying It All Together
- Critical and Nonlinear Thinking
- Vector vs. Arc
- Education and Critical Thinking
- Workplace Critical Thinking
- Critical Thinking and Other Psychological Constructs
- Nonlinear Thinking
- Tying Them Together
- Summary

Chapter 8: Information Processing in Practice

- Reconnaissance
- Recon: Passive
- Recon: Active
- OSINT
- Signal vs. Noise

- Summary

Chapter 9: Attack Strategy

- Attacks in Action
- Strategic Environment
- The Necessity of Engagement and Winning
- The Attack Surface
- AMs Applied to the Attack Vectors
- Summary

Chapter 10: Psychology in Attacks

- Setting The Scene: Why Psychology Matters
- Ego Suspension, Humility & Asking for Help
- Introducing the Target-Attacker Window Model
- Target Psychology
- Thin-Slice Assessments
- Default to Truth
- Summary

Chapter 11: Staying Protected—The Individual

- Attacker Mindset for Ordinary People
- Behavioral Security
- Amygdala Hijacking
- Analyze Your Attack Surface
- Summary

Chapter 12: Staying Protected—The Business

- Testing and Red Teams
- The Complex Policy
- Antifragile
- The Full Spectrum of Crises
- Final Thoughts
- Summary

12. Practice Test

Here's what you get

Features

Each question comes with detailed remediation explaining not only why an answer option is correct but also why it is incorrect.

Unlimited Practice

Each test can be taken unlimited number of times until the learner feels they are prepared. Learner can review the test and read detailed remediation. Detailed test history is also available.

Each test set comes with learn, test and review modes. In learn mode, learners will attempt a question and will get immediate feedback and complete remediation as they move on to the next question. In test mode, learners can take a timed test simulating the actual exam conditions. In review mode, learners can read through one item at a time without attempting it.

13. Live Labs

The benefits of live-labs are:

- Exam based practical tasks
- Real equipment, absolutely no simulations
- Access to the latest industry technologies
- Available anytime, anywhere on any device
- Break and Reset functionality
- No hardware costs

Lab Tasks

What Is the Attacker Mindset?

- Exploiting a Website Using SQL Injection

Offensive vs. Defensive Attacker Mindset

- Using the Nslookup Tool
- Using theHarvester

The Attacker Mindset Framework

- Using a Social Engineering Technique

Information Processing in Practice

- Using Recon-ng
- Performing Passive Reconnaissance
- Performing Active Reconnaissance
- Using Maltego
- Displaying Metadata Information

Attack Strategy

- Using Anti-Phishing Tools
- Performing a Phishing Attack

Psychology in Attacks

- Gathering OSINT
- Performing a Spoofing Attack

Staying Protected—The Individual

- Creating a VPN Connection
- Analyzing Pwned Passwords

Here's what you get

15

LIVE LABS

15


VIDEO TUTORIALS

30


MINUTES

GET IN TOUCH:

 3187 Independence Drive
Livermore, CA 94551,
United States

 +1-415-763-6300

 support@ucertify.com

 www.ucertify.com