

# uCertify

## Course Outline

**CIW: User Interface Designer (1D0-621)**



05 Jul 2024

1. Course Objective
2. Pre-Assessment
3. Exercises, Quizzes, Flashcards & Glossary  
Number of Questions
4. Expert Instructor-Led Training
5. ADA Compliant & JAWS Compatible Platform
6. State of the Art Educator Tools
7. Award Winning Learning Platform (LMS)
8. Chapter & Lessons

Syllabus

Chapter 1: Introduction to User Interface Design

Chapter 2: User Interface Design Process

Chapter 3: User-Centered Web Design

Chapter 4: User Interface Design Principles and Legal Guidelines

Chapter 5: Color, Typography, Layout and Wireframing

Chapter 6: Designing a Basic Web Site

Chapter 7: Navigation Concepts

Chapter 8: Designing and Developing a Professional Web Site

Chapter 9: Site Publishing, Maintenance, Security, and SEO Strategies

Chapter 10: Appendix A: User Interface Designer Objectives and Locations

Chapter 11: Appendix B: Works Consulted

Videos and How To

9. Practice Test

Here's what you get

Features

10. Post-Assessment

## 1. Course Objective

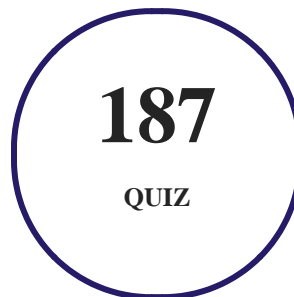
Kick start your prep for the CIW 1D0-621 exam with the CIW User Interface Designer course. The course provides complete coverage of the 1D0-621 exam objectives and provides knowledge and skills required to understand the user interface design process, user interface design projects, user-centered web design, user interface design principles, color, typography, layout, and wireframing; and much more.

## 2. Pre-Assessment

Pre-Assessment lets you identify the areas for improvement before you start your prep. It determines what students know about a topic before it is taught and identifies areas for improvement with question assessment before beginning the course.


## 3. Quiz

Quizzes test your knowledge on the topics of the exam when you go through the course material. There is no limit to the number of times you can attempt it.



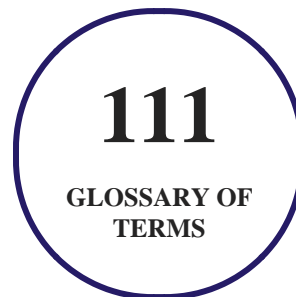
## 4. flashcards

Flashcards are effective memory-aiding tools that help you learn complex topics easily. The flashcard will help you in memorizing definitions, terminologies, key concepts, and more. There is no limit to the number of times learners can attempt these. Flashcards help master the key concepts.



## 5. Glossary of terms

uCertify provides detailed explanations of concepts relevant to the course through Glossary. It contains a list of frequently used terminologies along with its detailed explanation. Glossary defines the key terms.



## 6. Expert Instructor-Led Training

uCertify uses the content from the finest publishers and only the IT industry's finest instructors. They have a minimum of 15 years real-world experience and are subject matter experts in their fields. Unlike a live class, you can study at your own pace. This creates a personal learning experience and gives you all the benefit of hands-on training with the flexibility of doing it around your schedule 24/7.

## 7. ADA Compliant & JAWS Compatible Platform

uCertify course and labs are ADA (Americans with Disability Act) compliant. It is now more accessible to students with features such as:

- Change the font, size, and color of the content of the course
- Text-to-speech, reads the text into spoken words
- Interactive videos, how-tos videos come with transcripts and voice-over
- Interactive transcripts, each word is clickable. Students can clip a specific part of the video by clicking on a word or a portion of the text.

JAWS (Job Access with Speech) is a computer screen reader program for Microsoft Windows that reads the screen either with a text-to-speech output or by a Refreshable Braille display. Student can easily navigate uCertify course using JAWS shortcut keys.

## 8. State of the Art Educator Tools

uCertify knows the importance of instructors and provide tools to help them do their job effectively. Instructors are able to clone and customize course. Do ability grouping. Create sections. Design grade scale and grade formula. Create and schedule assessments. Educators can also move a student from self-paced to mentor-guided to instructor-led mode in three clicks.

## 9. Award Winning Learning Platform (LMS)

uCertify has developed an award winning, highly interactive yet simple to use platform. The SIIA CODiE Awards is the only peer-reviewed program to showcase business and education technology's finest products and services. Since 1986, thousands of products, services and solutions have been recognized for achieving excellence. uCertify has won CODiE awards consecutively for last 7 years:

- **2014**
  1. Best Postsecondary Learning Solution
- **2015**
  1. Best Education Solution

2. Best Virtual Learning Solution
3. Best Student Assessment Solution
4. Best Postsecondary Learning Solution
5. Best Career and Workforce Readiness Solution
6. Best Instructional Solution in Other Curriculum Areas
7. Best Corporate Learning/Workforce Development Solution

- **2016**

1. Best Virtual Learning Solution
2. Best Education Cloud-based Solution
3. Best College and Career Readiness Solution
4. Best Corporate / Workforce Learning Solution
5. Best Postsecondary Learning Content Solution
6. Best Postsecondary LMS or Learning Platform
7. Best Learning Relationship Management Solution

- **2017**

1. Best Overall Education Solution
2. Best Student Assessment Solution
3. Best Corporate/Workforce Learning Solution
4. Best Higher Education LMS or Learning Platform

- **2018**

1. Best Higher Education LMS or Learning Platform
2. Best Instructional Solution in Other Curriculum Areas
3. Best Learning Relationship Management Solution

- **2019**

1. Best Virtual Learning Solution
2. Best Content Authoring Development or Curation Solution
3. Best Higher Education Learning Management Solution (LMS)

- **2020**

1. Best College and Career Readiness Solution
2. Best Cross-Curricular Solution
3. Best Virtual Learning Solution

## 10. Chapter & Lessons

uCertify brings these textbooks to life. It is full of interactive activities that keeps the learner engaged. uCertify brings all available learning resources for a topic in one place so that the learner can efficiently learn without going to multiple places. Challenge questions are also embedded in the chapters so learners can attempt those while they are learning about that particular topic. This helps them grasp the concepts better because they can go over it again right away which improves learning.

Learners can do Flashcards, Exercises, Quizzes and Labs related to each chapter. At the end of every lesson, uCertify courses guide the learners on the path they should follow.

### Syllabus

#### Chapter 1: Introduction to User Interface Design

- What Is User Interface Design?
- Evolution of Web User Interfaces
- Current Trends in Web Design
- Web Design Team Roles and Responsibilities
- Web Design Project Management
- Collaborative Web Design
- Creating a Web Design Portfolio

- Creating a Plan for a Web-Based Business Project
- Lesson Summary
- Optional Lab

## Chapter 2: User Interface Design Process

- Choosing a Web Design Methodology
- Creating a Web Site Vision Statement
- Creating and Implementing a Web Site Strategy
- Creating a Web Site Specification
- Publishing a Web Site
- Choosing a Web Site Host
- Securing a Web Site
- Creating Ethical and Legal Web Sites
- Creating a Mind Map
- Using Metaphors
- Creating Word Lists and Mood Boards
- Creating a Site Map
- Lesson Summary



- Optional Lab

### Chapter 3: User-Centered Web Design

- User-Centered Web Design
- The Cognitive Psychology of Web Design
- Personas and Usability
- Accessibility
- Lesson Summary
- Optional Lab

### Chapter 4: User Interface Design Principles and Legal Guidelines

- Web UI Design Principles
- Visual Design Principles
- Branding
- Legal Issues Impacting Web Design
- Lesson Summary
- Optional Lab

### Chapter 5: Color, Typography, Layout and Wireframing

- Color
- Typography
- Layout
- Wireframes and Mockups
- Responsive Web Design
- Lesson Summary

## Chapter 6: Designing a Basic Web Site

- Creating a Web Site
- Part 1: Creating One Site Page
- Part 2: Creating the Remaining Site Pages
- Spell- and Grammar-Check the Site
- Lesson Summary
- Optional Lab

## Chapter 7: Navigation Concepts

- Why is Web Site Navigation So Important?
- Site Structure, Directory Structure and URLs
- Positional Awareness

- Primary and Secondary Navigation
- Navigation Elements
- Navigation Conventions and Principles
- Creating a Navigation System
- Lesson Summary
- Optional Lab

## Chapter 8: Designing and Developing a Professional Web Site

- Why is Prototyping So Important?
- User-Centered Web Design
- User Interface Design Patterns
- Optimizing the look and feel of a Web site
- Focus on Web Forms
- GET and POST
- Constructing a Professional Web Site
- Web Framework
- User Interface Libraries
- Web Content Management Systems

- Additional Web Development Tools
- Web Hosting Services and Domain Names
- Lesson Summary
- Optional Lab

## Chapter 9: Site Publishing, Maintenance, Security, and SEO Strategies

- Making Sure a Web Site is Ready to be Published
- Maintaining a Web Site
- Search Engine Optimization (SEO)
- SEO and Written Site Content
- SEO and Mobile-Friendliness
- SEO and Metadata
- Lesson Summary
- Optional Lab

## Chapter 10: Appendix A: User Interface Designer Objectives and Locations

## Chapter 11: Appendix B: Works Consulted

## **Videos and How To**

uCertify course includes videos to help understand concepts. It also includes How Tos that help learners in accomplishing certain tasks.

**11**

VIDEOS

**45**

MINUTES

## 11. Practice Test

**Here's what you get**

**54**

PRE-ASSESSMENTS  
QUESTIONS

**1**

FULL LENGTH TESTS

**77**

POST-ASSESSMENTS  
QUESTIONS

## Features

Each question comes with detailed remediation explaining not only why an answer option is correct but also why it is incorrect.

### Unlimited Practice

Each test can be taken unlimited number of times until the learner feels they are prepared. Learner can review the test and read detailed remediation. Detailed test history is also available.


Each test set comes with learn, test and review modes. In learn mode, learners will attempt a question and will get immediate feedback and complete remediation as they move on to the next question. In test mode, learners can take a timed test simulating the actual exam conditions. In review mode, learners can read through one item at a time without attempting it.

## 12. Post-Assessment


After completion of the uCertify course Post-Assessments are given to students and often used in conjunction with a Pre-Assessment to measure their achievement and the effectiveness of the exam.

GET IN TOUCH:

 3187 Independence Drive  
Livermore, CA 94551,  
United States

 +1-415-763-6300

 support@ucertify.com

 www.ucertify.com